

Healthy Teen Network
MAKING A DIFFERENCE IN THE LIVES
OF TEENS AND YOUNG FAMILIES

What's in Your Toolbox?


A Collaborative Learning Series on
Getting to Outcomes, Steps 7 & 8

leadership,
education,
training, resources,
advocacy,
information and
support

Copyright © 2011 Healthy Teen Network. All rights reserved.

About Healthy Teen Network

Healthy Teen Network is a national membership organization focused on preventing teen pregnancy and also supporting young families.



Healthy Teen Network
MAKING A DIFFERENCE IN THE LIVES
OF TEENS AND YOUNG FAMILIES

www.HealthyTeenNetwork.org

2

Welcome!

- Alex Eisler
Training and Technical Assistance Coordinator



Healthy Teen Network
MAKING A DIFFERENCE IN THE LIVES
OF TEENS AND YOUNG FAMILIES

www.HealthyTeenNetwork.org

3

This webinar series is made possible by the
Centers for Disease Control Division of
Reproductive Health
Grant #1U58DP002943-02

Thank You!

www.HealthyTeenNetwork.org

4

Disclaimer

- Educational or instructional materials referenced during this presentation are for informational purposes only. Presenters' references to these materials do not constitute endorsement by the Centers for Disease Control and Prevention. Any statements expressed are those of the presenters and do not necessarily reflect the views of the Centers for Disease Control and Prevention.


Objectives

By the end of this webinar, participants will be able to:

- List at least 2 responsibilities a TA provider has for a local partners relating to evaluation.
- Identify 4 stages to building local partners' capacity relating to evaluation of EBIs.
- List at least 1 strategy to provide TA to local partners relating to evaluation.

New Approach

- Departure from the "overview" format
- Focus on the TA skills associated with the GTO step



GTO Step 7: Process Evaluation

- Assess how well your plans are put into action.



Step 7: Data Sources That Inform the Work

- Participant demographics
- Individual participant attendance
- Fidelity to the selected program
- Participant satisfaction
- Staff perceptions
- Adherence to work plan
- Clarity and appropriateness of communication



Step 7: Data Collection Tools

- Fidelity monitoring logs
- Pretests
- Debriefing notes with relevant staff
- Participant satisfaction surveys/interviews
- Work plan



GTO Manual: Chapter 7

- Materials Checklist
- “How To...”
- Information sources
- When you already have a program
- CQI at this stage
- Preparation for Step 8: Outcome Evaluation

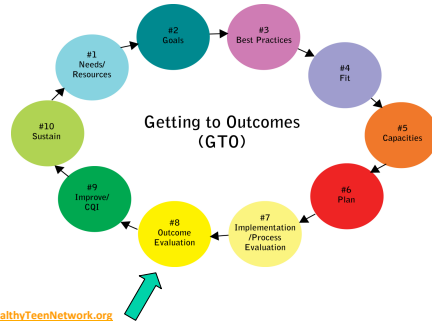
Step 7 Process Evaluation	
Contents	
Materials	7-2
Step 7 Checklist	7-3
Reasons for evaluating the process	7-4
Information to get you started	7-5
How to perform a process evaluation	7-7
Create the process evaluation	7-8
Process Evaluation Questions & Tasks	7-10
Sources of Process Evaluation Information	7-12
Fidelity Tracking	7-13
Pause - create the outcome evaluation for Step 8	7-17
Resume - implement your program	7-17
Perform process evaluations	7-18
Applying this step when you already have a program	7-21
CQI and sustainability at this stage	7-22
Getting ready for Step 8	7-23
Tip sheets	
Process Evaluation Questions & Tasks	7-10
Sources of Process Evaluation Information	7-12
<p>Focus question How will you assess the quality of your program planning and implementation?</p>	
<p>Step 7 Process Evaluation begins with more planning for your process evaluation and monitoring, and it continues the start of your school program. During</p>	

Participant Poll



GTO Step 8: Outcome Evaluation

- The evaluation process that addresses the results of programming.



13

GTO Step 8: Data Collection Tools

- Pretest results
- Posttest results
- Logic model
- SMART objectives
- Other qualitative data

www.HealthyTeenNetwork.org

14

Participant Poll



www.HealthyTeenNetwork.org

15

TA Responsibilities

- Promote understanding of relevant concepts
- Buy-In building for evaluation
- Collaboration (evaluators and implementation partners)
- Promote sustainable evaluation



www.HealthyTeenNetwork.org

16

Participant Poll



www.HealthyTeenNetwork.org

17

Building Capacity

- On this project:
 - The evaluation team does most of the work on evaluation
- Start with the end in mind...



www.HealthyTeenNetwork.org

18



Four Stages to Building Capacity

Involving Partners in the Whole Process

www.HealthyTeenNetwork.org

19

First, Building Buy-In

- Ensure understanding
- Demonstrate value
 - To the community
 - To youth
 - To organizational/professional development
 - To funders

www.HealthyTeenNetwork.org

20

Building Buy-In

High quality evaluation is achievable!



www.HealthyTeenNetwork.org 21

Second, Connection with Evaluation Team

- The in-house experts
- Provide evaluation-specific TA



www.HealthyTeenNetwork.org 22

Third, How Measures Are Developed

- What kinds of evaluation tools are available
 - Surveys, focus groups, interviews, etc
- How the tools are linked to:
 - Logic models, objective statements
- What makes a high-quality tool
 - Disclaimers, instructions, phrasing/order of questions

www.HealthyTeenNetwork.org 23

Fourth, Empower Local Partners

- Be encouraging
- Local partners feel knowledgeable to continue the work
- Doesn't mean they have to be "experts"
- Know where they can find resources

www.HealthyTeenNetwork.org 24

“Tell me and I’ll forget; show me and I may remember; involve me and I’ll understand.”

-Chinese Proverb

www.HealthyTeenNetwork.org

25

Share and Share Alike

South Carolina Campaign to Prevent Teen Pregnancy

- Chris Rollison, TA Coordinator
- Jen Duffy , Evaluation Coordinator



www.HealthyTeenNetwork.org

26

Questions? Comments?

www.HealthyTeenNetwork.org

27

Closing

- Thank you to Chris and Jen!
- Contact us – and the other Nationals – if you need more support!
- Next webinar: Integrating CQ!
 - Thursday March 22nd; 11:00am – 12:30pm

www.HealthyTeenNetwork.org

28

